



# Setting Windows XP to Update Automatically

About Barret

Research Sources

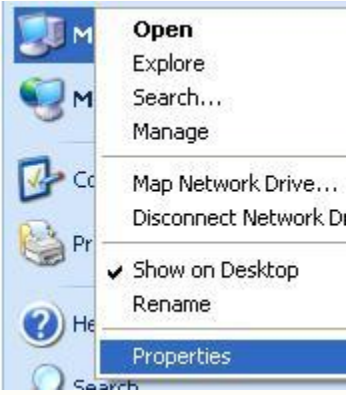
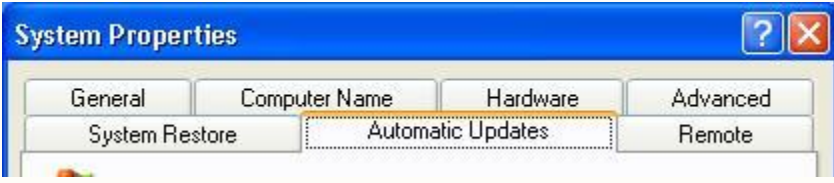
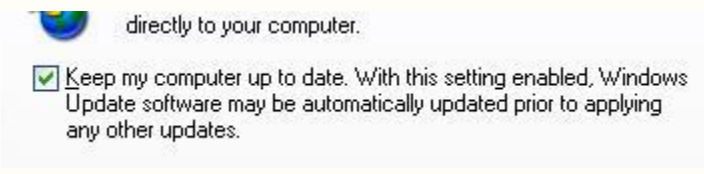
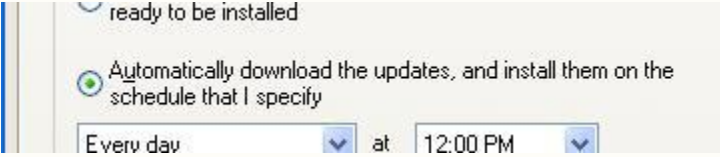
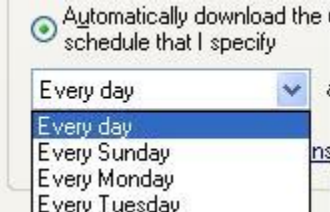
Library Services

Technology Services

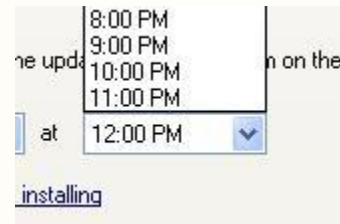
Need Help?

Ask Us!

Search

<p>1) Right-click on <b>My Computer</b> and select <b>Properties</b></p>	
<p>2) Select the <b>Automatic Updates</b> tab</p>	
<p>3) Make sure there <b>IS</b> a check in the box next to <b>“Keep My Computer up date”</b></p>	
<p>4) Select the <b>“Automatically download the updates...”</b></p>	
<p>5) Set the updates to run <b>Everyday</b></p>	

- 6) We recommend setting a time when you know your computer won't be in use (I.E. - when you're in class, or asleep)



**Click OK and you're finished!**