



Printing Spreadsheet Gridlines in Microsoft Excel

About Barret

Research Sources

Library Services

Technology Services

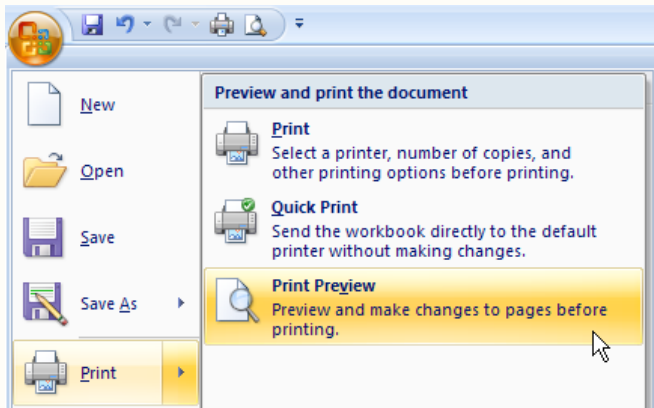
Need Help?

Ask Us!

Search

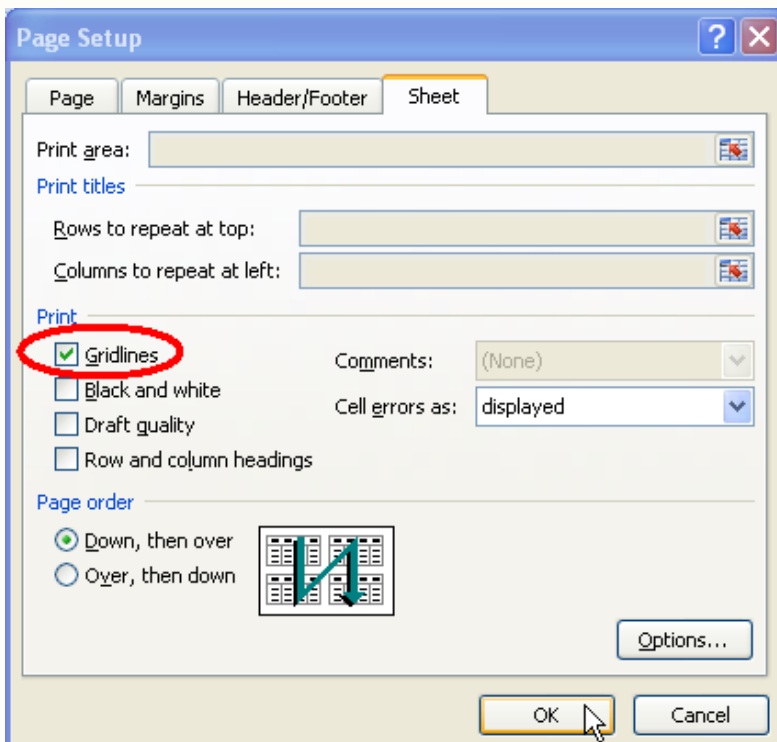
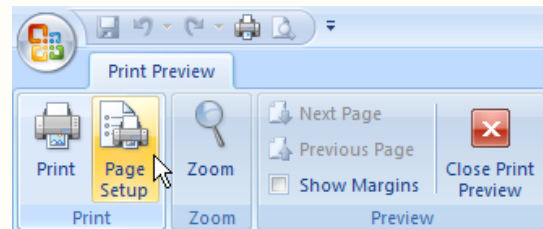
How do I get the cell gridlines to print on my spreadsheet?

Select the worksheet you want to print.



Under the Office Button, select **Print** and click **Print Preview**.

In the Preview window, click on **Page Setup**.



In the Page Setup window, select the Sheet tab.

Put a **check** in the "Gridlines" box.

Then click **OK**.

Back in the Print Preview Window, click the **Print** button.

